

CATALOG LISTING

V7-2B17D8-207

REPLACES

RELEASE NO. PR-19218

M

ISSUE
2

CHECK

REVISIONS

A	CO
	76214
	GRT
	20 OCT 93

CHECK

12 JUN 91

JAL

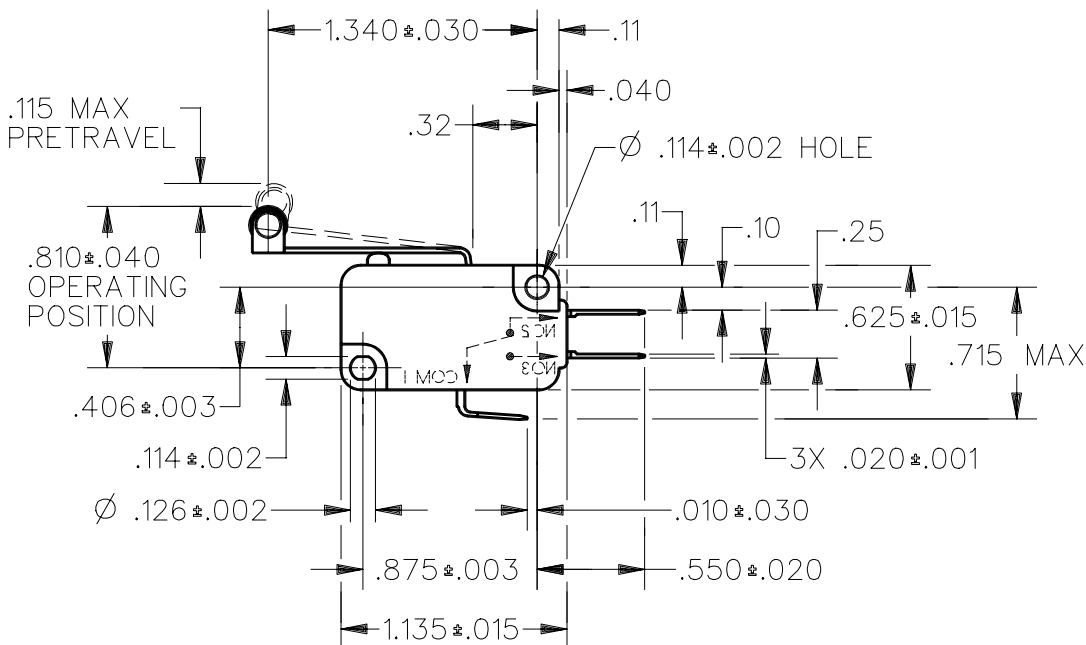
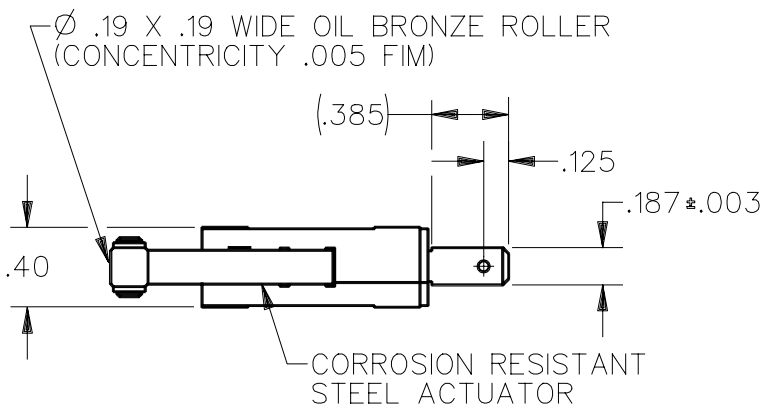
CHECK

11 JUN 91

WJC

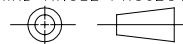
D D M / C A D

DRAWN



THIS DRAWING COVERS A PROPRIETARY ITEM AND IS THE PROPERTY OF MICRO SWITCH, A DIVISION OF HONEYWELL. THIS DRAWING IS NOT TO BE COPIED OR USED WITHOUT THE APPROVAL OF MICRO SWITCH.

THIRD ANGLE PROJECTION



CHARACTERISTICS

OPERATING FORCE — — — 45 GRAMS MAX
 RELEASE FORCE — — — — 3 GRAMS MIN
 DIFFERENTIAL TRAVEL — — — .025 MAX
 OVERTRAVEL — — — — — .065 MIN
 RELEASE TRAVEL — — — — — .016 MIN

ELECTRICAL DATA

CONTACT ARRANGEMENT
S P D T

L156 11A 1/3HP 125, 250 OR 277 VAC
 1/2A 125 VDC, 1/4A 250 VDC
 4A 125 VAC "L"



SCALE FULL

DO NOT SCALE PRINT

UNLESS OTHERWISE SPECIFIED TOLERANCES ARE		
ONE PLACE (.0)	±.030	
TWO PLACE (.00)	±.015	
THREE PLACE (.000)	±.005	
ANGLES	±	

WEIGHT